













Edge Selections for Natural Stone Countertops

- 1** 1 ½ Mitered Edge

- 2** 1 ½ Butt Edge

- 3** 1 ½ Top Bevel

- 4** 1 ½ Top Radius

- 5** 1 ½ Bull Nose

- 6** 2 ¼ Bull Nose

- 7** 1 ½ Standard Ogee Square (flush)

- 8** 1 ½ Ogee Square Out

- 9** 1 ½ Ogee Bull Nose Out

- 10** 1 ½ Ogee Bull Nose (flush)

- 11** 1 ½ Demi Square

- 12** 2 ¼ Ogee Over Bull Nose


Ogee widths can be ¾ or 1¼ depending on your preference